

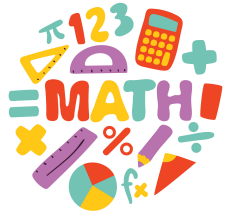




| <u>Reading</u> | <u>Writing</u> |
|---|--|
| <p>Please continue the reading activities that are inside your child's reader bag for the fortnight. Reading should take between 5 and 10 minutes each day. Please note that readers will be sent home on Mondays.</p> <p>Please also take the opportunity to read through the library books your child borrows from school. You may like to read this as a family in the afternoons or before bedtime.</p> <div style="text-align: center;">  </div> <p>Parent signature:</p> <p>Date:</p> | <p>This term we are learning to write a procedure. Discuss with your child how we follow procedures during day to day life. For example: putting a flat pack together, following a recipe. Students are to make their own procedure and draw each step and label it. E.G making a sandwich.</p> <p>Please also take the opportunity to encourage your child to practice their handwriting skills using the template provided. It would be great if they could practice writing their name 20 times.</p> <p>Parent signature:</p> <p>Date:</p> |
| <u>Inquiry</u> | <u>Math</u> |
| <p>In Inquiry, we are learning about communities.</p> <p>Continue having a discussion with your child about communities ,including what makes a community and how communities can be different. Focus on responsibilities you may have at home and then ask your child what are some responsibilities they may have. For example: keeping their room tidy, walking up the stairs safely.</p> <p>Students are to draw their responsibilities that they have at home and label them.</p> <div style="text-align: center;">  </div> <p>Parent signature:</p> <p>Date:</p> | <p>In Math, students are learning to take away a number from another number. Using two dice and the math worksheet, students are to play a game with a family member.</p> <ol style="list-style-type: none"> 1. Start at the beginning 2. Roll the dice 3. Move that many places on the game sheet 4. Solve the Math problem 5. Continue taking turns 6. 1st one to the last box wins <div style="text-align: center;">  </div> <p>Parent signature:</p> <p>Date:</p> |

This Term in Inquiry, the Preps are continuing to learn about communities. In Reading, students will be practicing their alphabet letters and the sounds these letters make. In Writing, students are learning how to be storytellers. In Math, students are learning about subtraction. In Religion, we are learning about families.

| | | | | | | | |
|--------------|--|---|---|--------|--------|-------|---------------|
| start |  | $2-1$ | $7-5$ | $10-3$ | $9-6$ | $5-4$ | $9-4$ |
| $2-1$ | | $10-8$ | <h1>Subtraction to 10</h1> <h2>School Bus Ride</h2> | | | | $10-9$ |
| $9-4$ | | $9-8$ | | | | | $8-4$ |
| $8-1$ | | $9-3$ | $7-4$ | $5-5$ | $6-2$ | | $10-1$ |
| $4-3$ | |  | | | $6-5$ | | $5-2$ |
| $4-2$ | | | | | $10-1$ | | $10-6$ |
| $8-3$ | $7-6$ | $10-4$ | $8-2$ | $7-5$ | $7-6$ | | finish |

Handwriting Lines

Handwriting practice lines consisting of 10 sets of horizontal lines. Each set includes a solid red top line, a solid blue middle line, a dotted blue middle line, and a solid red bottom line.