

Home Learning Grade 3 Week 8

Teachers emails:












3A	aazarnikow@slwderrimut.catholic.edu.au
3DF	hfrazzetto@slwderrimut.catholic.edu.au , kdodemaide@slwderrimut.catholic.edu.au
3P	kpardillo@slwderrimut.catholic.edu.au




Specialist Teachers' Contact Details:










VISUAL ARTS - Steve Pettenon	spettenon@slwderrimut.catholic.edu.au
PERFORMING ARTS & INDONESIAN - Elissa Gault	smildner@slwderrimut.catholic.edu.au egault@slwderrimut.catholic.edu.au
PHYSICAL EDUCATION - Monique McGrath & Caswyn McCann	mmcgrath@slwderrimut.catholic.edu.au cmccann@slwderrimut.catholic.edu.au

Seesaw Sign in

<p>3P</p> 	<p>3DF</p> 	<p>3A</p> 
--	--	--

Grade 3_ Recommended Maximum time	<u>Monday</u> Date: 1st June 2020	<u>Tuesday</u> Date: 2nd June 2020	<u>Wednesday</u> Date: 3rd June 2020	<u>Thursday</u> Date: 4th June 2020	<u>Friday</u> Date 5th June : 2020
<p><u>Independent Reading</u> 10 to 20 mins</p>  <p>Use the QR Code above to access Sunshine Online</p> <p>Username & Password stlawrence Stlawrence</p> <p>Please remember to continue to record your reading into your Reading Log ---</p> <p><u>Reading</u> 30 mins</p>	<p>Reading/ Viewing</p> <p> Seesaw Activity Find your reading activity on Seesaw and look for the reading task with the title Reading Task- Monday 1st June Don't forget to hit the  once you have finished it</p>	<p>Reading/ Viewing</p> <p> Seesaw Activity Find your reading activity on Seesaw and look for the reading task with the title Reading Task- Tuesday 2nd June Don't forget to hit the  once you have finished it</p>	<p>Reading/ Viewing</p> <p> Seesaw Activity Find your reading activity on Seesaw and look for the reading task with the title Reading Task- Wednesday 3rd June Don't forget to hit the  once you have finished it</p>	<p>Reading/ Viewing</p> <p> Seesaw Activity Find your reading activity on Seesaw and look for the reading task with the title Reading Task- Thursday 4th June Don't forget to hit the  once you have finished it</p>	<p>Reading/ Viewing</p> <p> Seesaw Activity Find your reading activity on Seesaw and look for the reading task with the title Reading Task- Friday 5th June Don't forget to hit the  once you have finished it</p>
<p><u>Writing</u> 30 mins</p>	<p>Mini Lesson- Go to the Mini Lesson Monday 1st June Seesaw Activity</p> <p>Learning Intention: We are learning to identify words that have the short "a" sound and words that have the long "a" sound.</p> <ol style="list-style-type: none"> 1. Listen to the lesson about the short "a" and long "a" sounds 2. Complete the activity- sort the 	<p>Mini Lesson- Go to the Mini Lesson Tuesday 2nd June Seesaw Activity</p> <p>Learning Intention: We are learning about the prefix "mis".</p> <ol style="list-style-type: none"> 1. Watch the example on Seesaw 2. Use the template on Seesaw to write as many words as you can think of that begin with the prefix "mis" 3. Record yourself 	<p>Mini Lesson- Go to the Mini Lesson Wednesday 3rd June Seesaw Activity</p> <p>Learning Intention: We are learning to identify words that have the short "e" sound and words that have the long "e" sound.</p> <ol style="list-style-type: none"> 1. Listen to the lesson about the short "e" and long "e" sounds 2. Complete the activity- sort the words into the 	<p>Mini Lesson- Go to the Mini Lesson Thursday 4th June Seesaw Activity</p> <p>Learning Intention: We are learning about synonyms</p> <ol style="list-style-type: none"> 1. Listen to the lesson about synonyms 2. Write down/record what you learnt about synonyms 3. Complete the activity- think of different words to use instead of 'said' 	<p>Mini Lesson- Go to the Mini Lesson Friday 5th June Seesaw Activity</p> <p>Learning Intention: We are learning about antonyms</p> <ol style="list-style-type: none"> 1. Listen to the lesson about antonyms 2. Write down/record what you learnt about antonyms 3. Complete the activity- match the antonyms 4. Record your voice

	<p>words into the correct columns</p> <ol style="list-style-type: none"> Record your voice making the two different sounds and reading the words in each column Write two sentences- choose one word from each column <p>Writing Task - Writers notebook</p> <p>My Unique Superhero <i>In today's writing task, you will be creating your own superhero. You will need to draw your superhero in the middle of the page, then list adjectives from A-Z to describe your hero (remember to be creative and use sensory descriptive language).</i> <i>Please refer to the example attached below for more detail.</i></p> <p>Extension: Create a story about your unique superhero.</p>	<p>saying the "mis" words that you have brainstormed</p> <p>Writing Task - Writers notebook</p> <p>I am... <i>In today's writing task, you will be drawing an outline of a capital I on your paper, it should take up the entire page. Next, the space inside your capital I with words that describe who you are.</i> <i>Please refer to the example attached below for more detail.</i></p> <p>Extension: Write 5 sentences that describe who you are as a person.</p>	<p>correct columns</p> <ol style="list-style-type: none"> Record your voice making the two different sounds and reading the words in each column Write two sentences- choose one word from each column <p>Writing Task-Writers Notebook</p> <p>Writing a memory from a postcard or picture. <i>In today's writing task, you will need to find a photo or a postcard you already have at home. Tape the photo/picture/postcard onto your page. Next, tell the story behind the photo/picture/postcard.</i></p> <p><i>Use these sentence starters prompts to help you start off your writing:</i></p> <ol style="list-style-type: none"> I felt inspired because... I was feeling... I could smell/hear/taste/se e/ feel. The story behind this picture or memory is... If I could go back in time to this memory I would... 	<p>Writing Task- Explode the moment</p> <p> Seesaw Activity Find your WRITING activity on Seesaw and look for the reading task with the title Writing Task- Thursday 4th June</p> <p>Don't forget to hit the  once you have finished it</p>	<p>reading each pair of antonyms</p> <p>Writing Task- Free Journaling Go to Writing Task Friday 5th June Seesaw Activity</p> <p>Write about something that interests you.</p> <ol style="list-style-type: none"> Choose one of the prompts provided (see the template) Write on a piece of paper (make sure you write the prompt at the top of the page) Click on the camera button on the template page and take a picture of your work Record your voice reading your writing Click  to submit your work
--	---	--	--	--	---

	Have a break by doing a dance using https://www.gonoodle.com/ Eat some lunch outside and do some exercise.				
<u>Maths</u> <u>30 mins</u>	Today's lesson can be accessed through Seesaw:  <u>2D Shape Sort</u> Don't forget to hit the  once you have finished it	Today's lesson can be accessed through Seesaw:  <u>3D Object Sort</u> Don't forget to hit the  once you have finished it	Today's lesson can be accessed through Seesaw:  <u>Identifying Features of 3D Objects</u> Don't forget to hit the  once you have finished it	Today's lesson can be accessed through Seesaw:  <u>Prisms & Pyramids</u> Don't forget to upload your work!	Today's lesson can be accessed through Seesaw:  <u>Where are the Right Angles?</u> Don't forget to hit the  once you have finished it
<u>Inquiry</u> <u>30 mins</u> --- <u>Religion</u> <u>30 mins</u>	Religion Praying at Home Pentecost Family Liturgy. Today we will be participating in a Home-based Liturgy for Pentecost. Please prepare a sacred space and please use something red if you can because red is the Liturgical colour for Pentecost. Your reflection activity will be a triptych. A triptych is a three panelled artwork that tells a story or sequences a journey. In each of the three panels, you will design an image for each of the 3 scripture stories	INQUIRY (Part 1) -OUR BIG EXPLORATION- LEARNING INTENTION We are learning to compare two different places --- SUCCESS CRITERIA I can identify facts about place and can compare and contrast information --- Over the next 3 sessions, we will be bringing together everything that we have explored over our remote learning this term. To help you with this activity across the 3 days, please use the following resources: - https://kids.kiddle.c	INQUIRY (Part 2) -OUR BIG EXPLORATION- LEARNING INTENTION We are learning to compare two different places --- SUCCESS CRITERIA I can identify facts about a place and can compare and contrast information --- DON'T FORGET THAT THE RESOURCES LISTED YESTERDAY WILL STILL BE HELPFUL FOR TODAY! For today, you will be looking at another place. Choose ONE country that is located in the southern hemisphere THAT IS	INQUIRY (Part 3) -OUR BIG EXPLORATION- LEARNING INTENTION We are learning to compare two different places --- SUCCESS CRITERIA I can identify facts about a place and can compare and contrast information --- Today, we are bringing all our information together to compare and contrast all that we have learnt about our two places. For today, you should be identifying the following: <ul style="list-style-type: none"> • What geographical features and other 	Religion The Common Good - building a strong community through positive relationships. View the video https://www.caritas.org.au/learn/cst/the-common-good Read this scripture with someone in your family. Mark 12:31 The second is this, 'You shall love your neighbor as yourself.' There is no other commandment greater than these."

contained in the liturgy.

1. The coming of the Holy Spirit at Pentecost
2. Jesus appears to His disciples
3. The story of Doubting Thomas.

There is a copy of the triptych template at the end of this learning grid or you can use a larger piece of paper from home. A famous triptych is a painting by Frederick McCubbin called 'The Ploneers' and tells the story of early life in Australia.



- o/
<https://www.kids-world-travel-guide.com/>
- <https://www.ducksters.com/geography/>
- <https://www.natgeokids.com/au/category/discover/geography/>
- Google Earth app
- Any other web pages that you may have come across in our unit this term, and ...
- THE WORK THAT YOU HAVE DONE ON SEESAW FOR INQUIRY

Today you will be gathering information about one place.

Choose ONE country that is located in the southern hemisphere.

Some of the places located in the southern hemisphere are:

- Australia
- New Zealand
- Fiji
- Indonesia
- And more ...

Once you have decided on your place, open up the activity '**OUR BIG**

DIFFERENT FROM YESTERDAY (if you can, choose a place that you know is geographically different to the one you explored yesterday. This could be a different climate, different landscape ... it is up to you).

Some of the places located in the southern hemisphere are:

- Australia
- New Zealand
- Fiji
- Indonesia
- And more ...

Once you have decided on your place, open up the activity '**OUR BIG EXPLORATION - PLACE #2**' on SeeSaw and fill in the information.


If you are unable to access it on SeeSaw or would prefer to do it on paper, a template has been attached below.

- things are unique in each place?
- What geographical features and other things are similar/the same in both places?
 - What have you taken away/learnt from your study of both places?
 - Why would someone want to live in each place?

TO COMPLETE TODAY'S ACTIVITY, YOU HAVE TWO OPTIONS:

1. Using Book Creator, SeeSaw, Google Slides or another app of your choice to show your information. You may present this information in any way that you like.
2. Using the template below, fill in your information

Look for the activity titled '**OUR BIG EXPLORATION - BRINGING IT ALL TOGETHER**' under the 'Activities' tab on SeeSaw and follow the instructions to upload your work.

Don't forget to hit the  once you have finished it

Discuss with a family

member: What does this scripture mean in the light of considering the Common Good?

Why does Jesus want us to 'Love One Another'?"

Connecting "Love one another" to 'The Common Good.'









Use the notes function in Seesaw to answer these questions.

Why is it important to consider others when we make decisions?

How can people build positive relationships with each other?

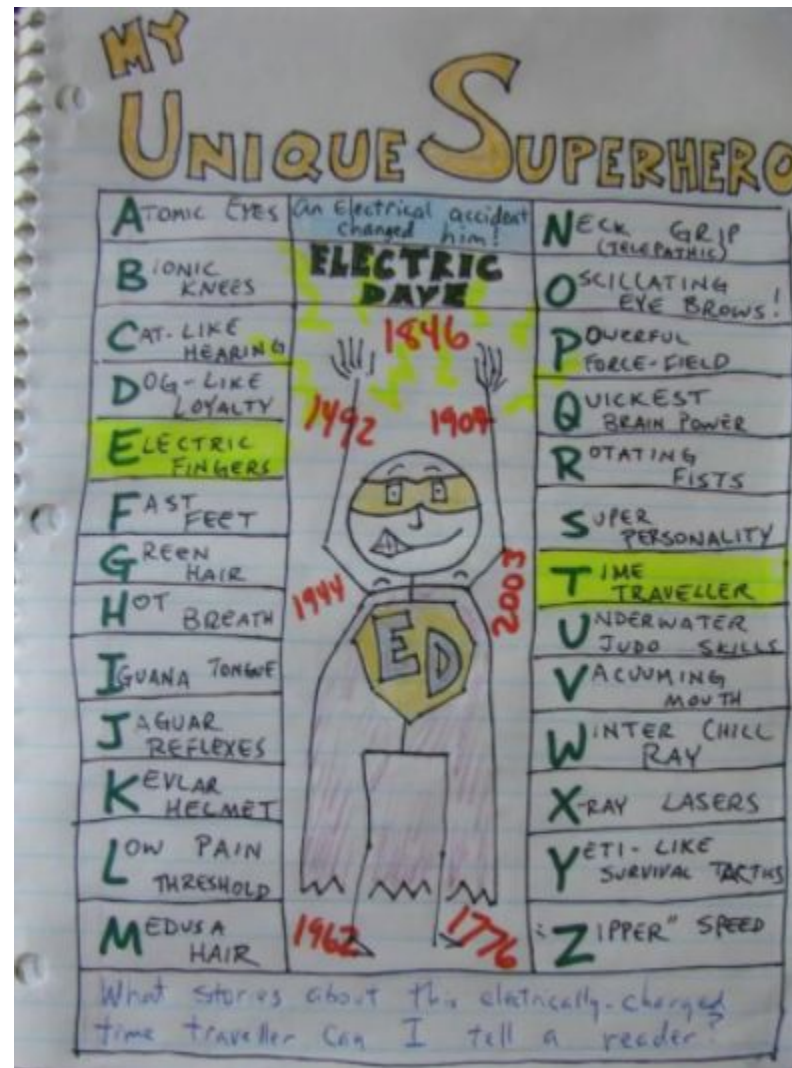
At St. Lawrence, what do we do to make our community a positive and caring community that considers the common good of everyone?

What are the benefits of belonging to a community where people look out for

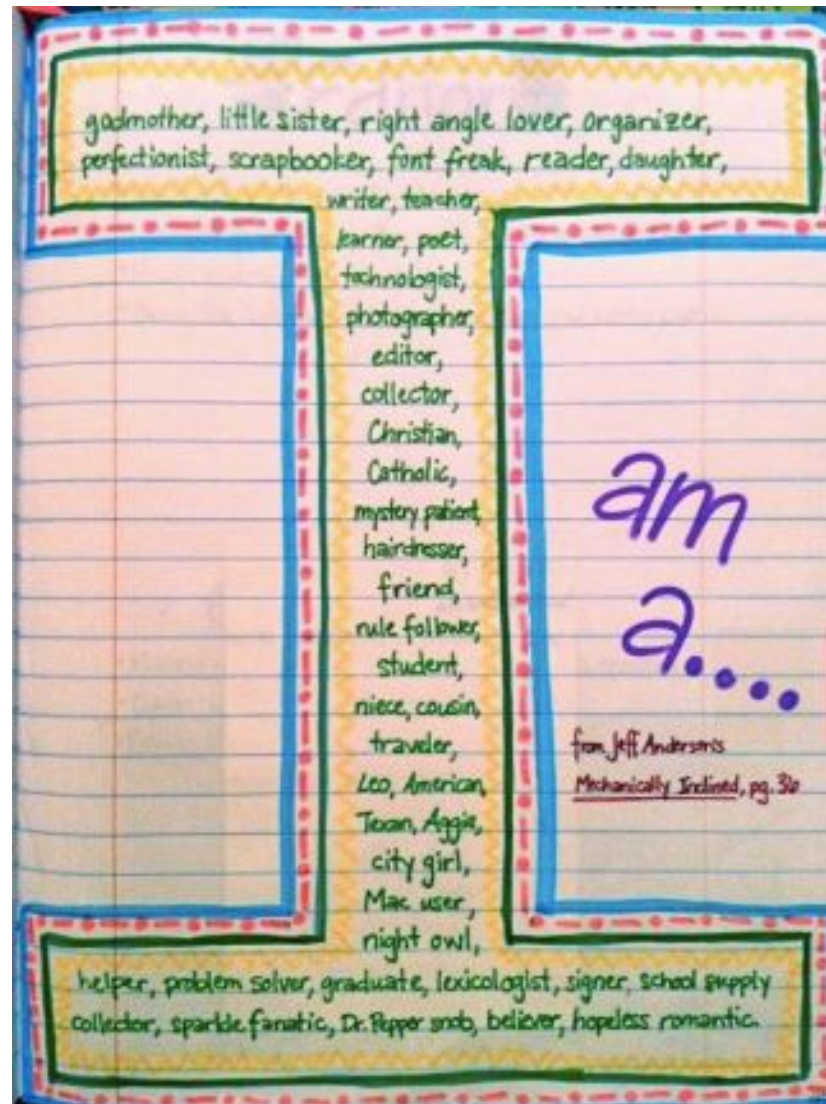
		<p>EXPLORATION - PLACE #1' on SeeSaw and fill in the information.</p> <p>If you are unable to access it on SeeSaw or would prefer to do it on paper, a template has been attached below.</p>			<p>each other and look after each other?</p> <p>What might happen if people felt disconnected and left out in our school community?</p> <p>Don't forget to upload and hit the  once you have finished.</p>
	<p>Do a bit of https://www.smilingmind.com.au/ meditation. Eat some lunch outside and have a chat with your family members.</p>				
	<p><u>Physical Education</u></p> <p>Complete the activity on Seesaw named: Week 8-Basketball Shooting for goal</p>   <p>Watch: Video from Mrs McGrath on seesaw about what we are doing today.</p> <p><u>Learning Intention: To practice shooting goals in basketball.</u></p> <p>Activity: Practice shooting for goal for 10 minutes. If you have a basketball or netball ring use that, otherwise create your own basketball ring. You might use a box,</p>	<p><u>PERFORMING ARTS</u></p> <p>Complete this activity on Seesaw named: Week 8 Performing Arts: Garageband Free Choice</p>   <p>Task: To create a composition of your choice using Garageband</p> <p>1.Your composition needs to have 3 layers, = one percussion/drums layer = one voice recording layer (singing/speaking/rapping/percussive effects) = one apple loop</p> <p>You may add more layers and instruments if you wish.</p>	<p><u>Visual Arts</u></p> <p>Drawing an Optical Illusion</p> <p> Watch this Jon Harris video: How to Draw a 3D Ladder - Trick Art For Kids</p> <p> Draw as instructed in the video</p> <p>DO NOT POST your drawing on SeeSaw. There will be no Visual Arts posts approved or commented on. But keep your drawing safe and bring it in when we return to school. We will have a moment to share what we have created.</p> <p>Time Needed:</p>	<p><u>SEL</u></p>  <p>Find a quiet place. Spend a few minutes 'breathing around the square' (instructions below.) BREATHING AROUND THE SQUARE:</p> <ol style="list-style-type: none"> 1.Breathe in for four counts. 2.Hold your breath for four counts. 3.Breathe out for four counts. 	<p><u>SEL</u></p> <p>Watch this song and story about being grateful...</p> <p>https://www.youtube.com/watch?v=wyBDuy8HiRw&feature=youtu.be</p> <p>Read and have a think about this quote from the wise Piglet (from Winnie the Pooh)</p> <div style="border: 1px solid black; padding: 10px; margin-top: 10px;"> <p><i>'Piglet noticed that even though he had a very small heart, it could hold a rather large amount of gratitude.'</i></p> <p style="text-align: right; font-size: small;">— Winnie-the-Pooh, A.A.Milne</p> </div>

	<p>washing basket or tub and put it on a chair or high up on a bench. Check with mum and dad first to make sure that it is safe.</p> <p>Cool Down: Think? What happens to your accuracy as you move further from the goals? What strategies help you to keep possession of the ball when playing against someone?</p>	<p>You may decide to make it longer than the automatic 8 bars.</p> <p>You may decide to use different instruments to the ones we have explored, it is your choice.</p> <p>*Please save but do NOT upload your work to Seesaw as specialist teachers are not available to check and comment on your work.</p> <p><u>INDONESIAN</u></p> <p>Go to Seesaw Activities to find the link to your Kahoot quiz.</p> <p><u>Or (no internet access)</u></p> <p>Please find the Indonesian activity in the Resources section.</p>	<p>30 - 45mins</p> <p>Materials Needed: Greylead/pencil/texta Rubber Paper or journal</p>	<p>4.Hold your breath for four counts.</p> <p>THEN: Visualise yourself back at school. Think about your classroom and your favourite place to go on the school grounds.</p> <p>Share how you are feeling about returning to school with a family member.</p> <p>Think about how other people in your class might be feeling.</p> <p>How might you help your classmates to re-settle back to school?</p> <p>How can you help yourself to re-settle back to school?</p>	
--	--	--	--	--	--

Writing Task- Monday 1st of June



Writing Task- Tuesday 2nd of June



The coming of the Holy Spirit.

Pentecost –The Coming of the Spirit.

Jesus Appears to His Disciples - Peace be with you! As the Father has sent me, I am sending you."

Doubting Thomas - blessed are those who have not seen and yet have believed."

OUR BIG EXPLORATION - PLACE #1

Name of Place: _____

National flag	
Capital City	
Population	
Climate / Temperature <ul style="list-style-type: none">- What is the climate like overall OR are there parts that are different?- What is the temperature?- Does the location of this place have something to do with its climate?- Does it experience weather events (for example, tornadoes, hurricanes, storms, snow, etc)?	

Famous Places (Man made)

- At least 3 places that have been man made
- Include some information about them such as when it was built, why it is famous and something interesting about it

Famous Places (Natural)

- At least 3 places that are natural to that place
- Include some information about them such as when it was built, why it is famous and something interesting about it

What does it make/produce

- Is this place known for its steel, meat produce, food or something else?
- What does it do with it?

Land features

- How big is it?
- Is it all desert, grassland, man made or a mixture?
- What is it surrounded by (other places, water)?
- Anything else you can tell about the land?

Any other information you wish to share about this place

OUR BIG EXPLORATION - PLACE #2

Name of Place: _____

National flag	
Capital City	
Population	
Climate / Temperature <ul style="list-style-type: none">- What is the climate like overall OR are there parts that are different?- What is the temperature?- Does the location of this place have something to do with its climate?- Does it experience weather events (for example, tornadoes, hurricanes, storms, snow, etc)?	

Famous Places (Man made)

- At least 3 places that have been man made
- Include some information about them such as when it was built, why it is famous and something interesting about it

Famous Places (Natural)

- At least 3 places that are natural to that place
- Include some information about them such as when it was built, why it is famous and something interesting about it

What does it make/produce

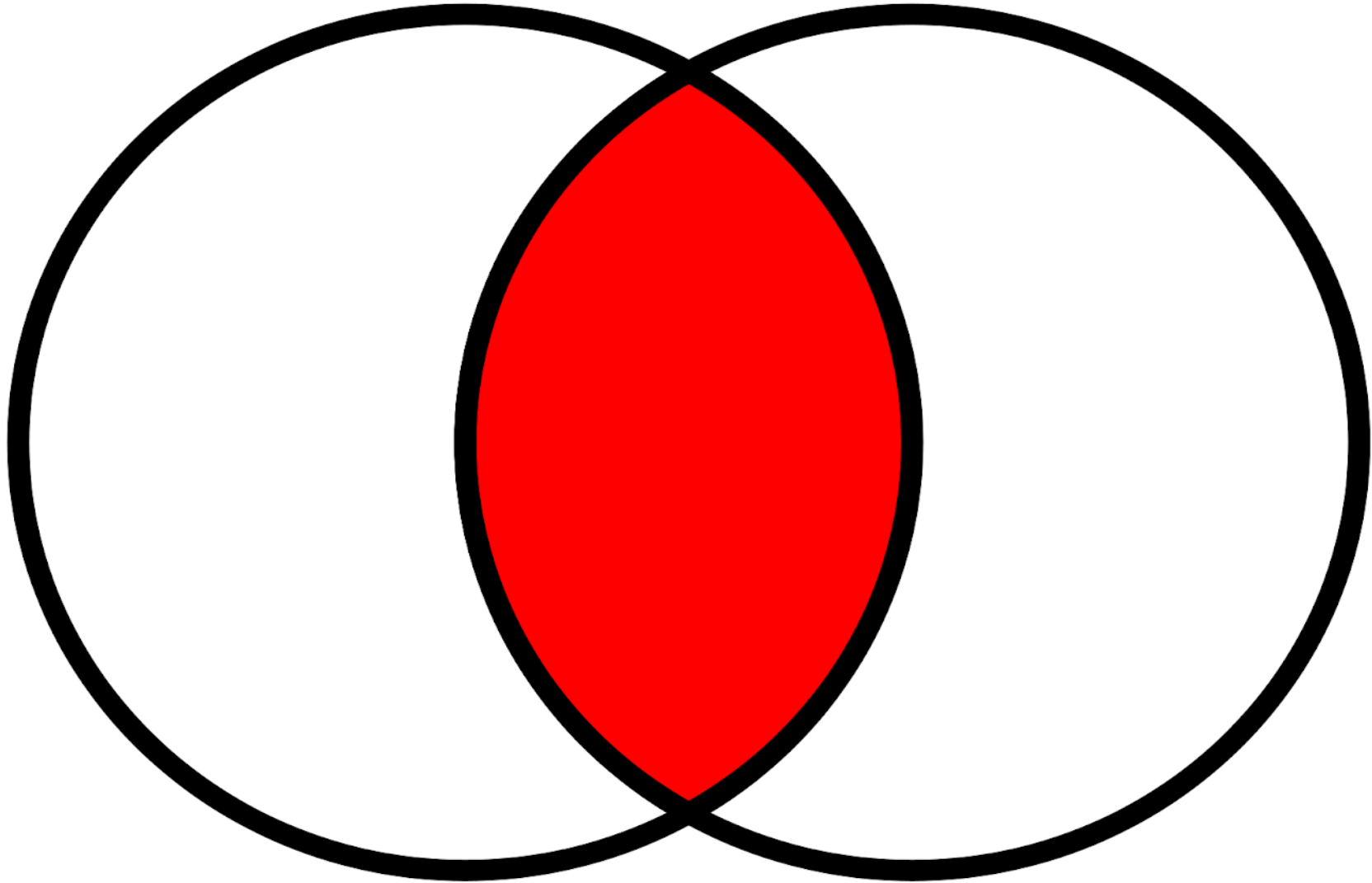
- Is this place known for its steel, meat produce, food or something else?
- What does it do with it?

Land features

- How big is it?
- Is it all desert, grassland, man made or a mixture?
- What is it surrounded by (other places, water)?
- Anything else you can tell about the land?

Any other information you wish to share about this place

OUR BIG EXPLORATION - BRINGING IT ALL TOGETHER



PLACE: _____

PLACE: _____

- What have you taken away/learnt from your study of both places?
- Why would someone want to live in each place?

INDONESIAN

Write at least five sentences about things you do at school. Please write these in your home learning book. You can use the English words when you don't know the Indonesian words.

PRONOUNS	VERBS	NOUNS	Other helpful words
saya	mau (want)	kertas	di (at/on)
kamu	duduk	buku	Di kelas (in class)
semua	dengar	sepak bola	Di sekolah (at school)
	lihat	bola basket	Di ofal (at the oval)
	bermain	kriket	Di basketball court (on the basketball court)
	gambar	ukulele	Di spiderweb (on the spiderweb)
	tulis (write)	pensil	
	mari		
	ke sana		
	ke sini		
	ke kamar kecil		
	ambil (take/ grab)		
	membaca (read)		

Example sentences

Saya bermain sepak bola di ofal. (I play soccer on the oval.)

Semua membaca buku di kelas. (Everyone reads a book in class.)

Kamu mau bermain di spiderweb? (Do you want to play at the spiderweb?)